



Test before the 1st flight

- This test has to be filled out before the 1st high flight. The answers are at the end. If any question is not clear, call one of our teachers.
- Before the 1st flight you have to sign and give back the test!
- Sorry for our language mistakes. Thank you for signing our mistakes (for the next students).

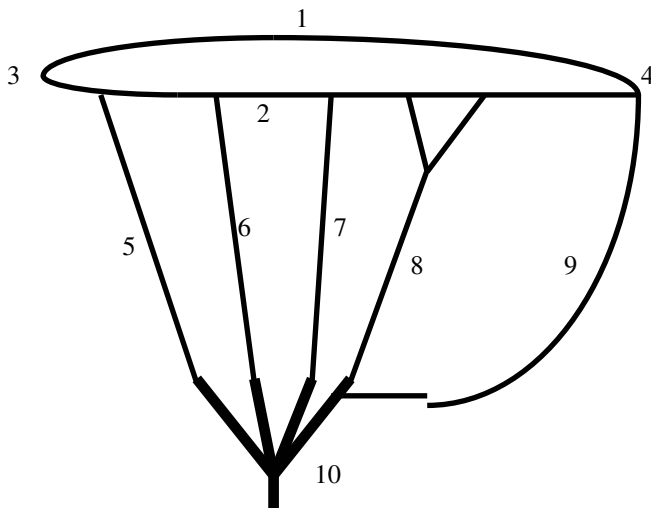
I have understood the test:

Surname: First name:

Date: Sign:

General

1. Tell the names of the following parts!



- 1
- 2
- 3
- 4
- 5
- 6
- 7
- 8
- 9
- 10

2. Before you arrive at the flying area, you should get !

3. NIL

Start

4. What is the name of the preflight-check before you take off and what do you examine?

- Name: 1.
2. 3.
4. 5.

5. What is the most important thing to check before you take off?

- My radio is on and the flying area is free.
- I have my helmet on my head and the wind is coming from the front.
- I have a mission for the flight, I have done the 5-point-check and my radio is on.
- My boots are OK and my radio is on.


6. The criterion for every take off with reference to the wind and ground:

Every take off can be with no danger!

7. How do you abort a take off?
.....

8. What are the three phases of a take off: 1.
2.
3.

9. How do you take off when the wind blows from one side (max about 45°)? Draw!



Flight

10. What do you do in turbulence?

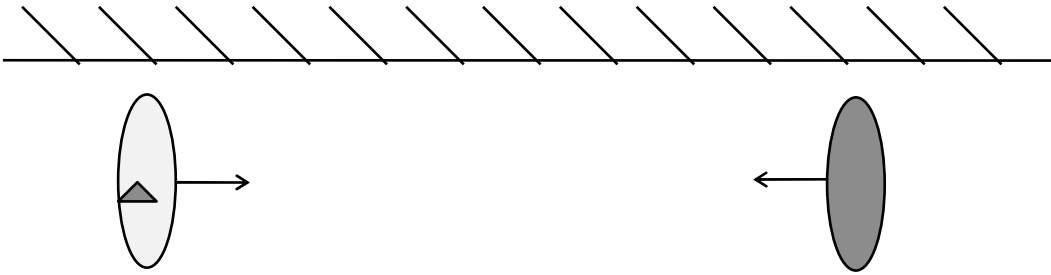
11. Your glider collapsed on one side due to turbulence!

- What do you do?** 1.
2.

12. Rules for ridgesoaring / flying in thermals:

- I can do that when the teacher talks about it at the briefing.
- I can do that only when I have the personal permission of the teacher and only with a radio.
- I can do that only at the Niederbauen (Emmetten) and only with a radio.
- It is not allowed for a student.

13. The most important rule when ridgesoaring is: Draw!



14. When do you start your flight-mission?

- When I hear "You can start/begin?"
- When I hear loud and clear my name. If I'm not sure, if that was my name, I wait.
- When I hear loud and clear my name and the clear request, that I should start my mission. If I'm not sure, if that was my name, I wait.
- When I am in the area where we make usually the programs.

15. How much information you should get from the teacher?

- In the first twenty flights, my teacher tells me all.
- Already in the first flight, I try to do it all by myself.
- In the first two flights, my teacher tells me all. After that, I try to decide by myself more and more.
- When I have a radio, I only do, what my teacher tells me.

16. Whilst flying, you suddenly don't feel any wind in your face and you have the feeling that your glider is standing still. What can this be and what do you do?

- Probably I'm flying with tailwind. So that's normal. Nothing to do.
- Probably I have braked to much. I make a turn (one brake) to one side.
- Probably I have braked to much. I pull both A-risers a little bit.
- Probably I have braked to much. I pull both brakes shortly full down and let them go again.

17. What would you do, if one brakeline is broken or tied together with a knot?.....

.....

18. How do you throw the reserve parachute? In steps!

1. at the handle.
2. the bag away.

19. How do you get into a Vrille (spinning) and how do you stop it?

- I pulled one brake too much. For stopping it I let up my hands full (0% brake).
- I pulled one brake too much. For stopping it I pull 50% brake on the other side.
- I pulled both brakes too much. For stopping it I let up my hands full (0% brake).
- I pulled both brakes too much. For stopping it I pull 50% brake on the other side.

Landing

20. Draw the correct "Landevohte" (no obstacles) including the "Abbauraum" and write all names in german! It is very important, that you know all these names in german due to teachers, which do not speak english!



21. What do you do when your radio fails? After I have nothing heard for a while, I fly
..... and I begin to Now I look for the
..... of my teacher.

22. What are you doing, when you get the demand to fly into the "Abbaraum"?


- I fly immediately to the designated area and I start circling. This circles are big and smooth. I don't make manoeuvres or narrow circles.
- I fly immediately to the designated area and I fly there - if enough height - some more manoeuvres.
- I fly immediately to the designated area and I make narrow circles to loose the height as soon as possible.
- I fly immediately to the designated area and I wait there for more instructions from my teacher.

23. How do you land with a tailwind?

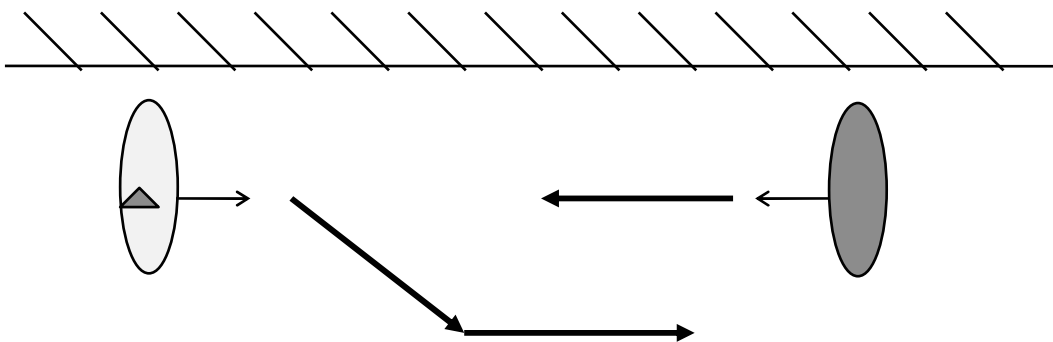
- As usual.
- I give more brake then usual on final and release them short before the landing.
- I give less brake then usual on final and pull the back risers in 2 or 3 meters height.
- I give less brake then usual on final and pull them full down in 2 or 3 meters height.

Answers

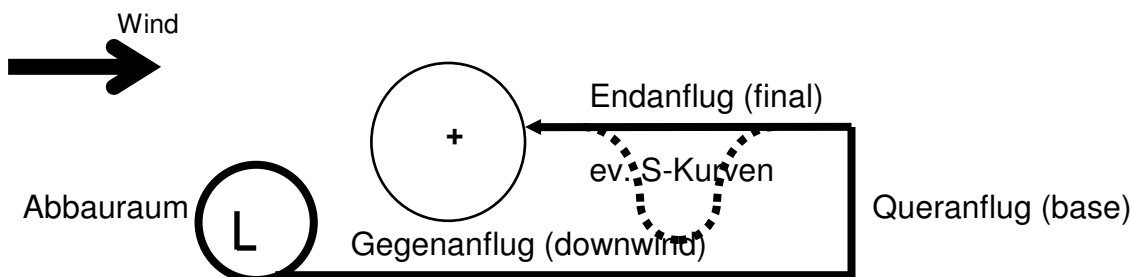
1. 1 top-sail, 2 bottom-sail, 3 front, 4 back, 5 A-lines, 6 B-lines, 7 C-lines, 8 D-lines, 9 brake-lines, 10 risers
2. weather forecasts
4. 5-point-check, 1 body (hairness, helmet, radio, carabiners), 2 lines free, 3 glider open, 4 wind, 5 area free
5. c
6. stopped
7. one brake full down, the other full up
8. 1 Pulling-phase, 2 control-phase, 3 accelerate-phase
- 9.



10. I give a little bit more brake on both sides.
11. 1 brake on the other side (go straight on), 2 "pumping up" the glider on the brake of the collapsed side
12. b
- 13.



14. c
15. c
16. c
17. steering with the back-riisers
18. In 2 steps. 1. Pulling at the handle, 2. Throwing the bag away.
19. a
- 20.



21. After I have nothing heard for a while, I fly into the "Abbauraum" and I begin to circlce. Now I look for the red rackets of my teacher.
22. a
23. d